


NÄTIVE[®] 3D

Lower Pole Volume



Patented by

DECOmed
MARKETING AND TRADE S.R.L.

NATIVE[®]3D NEVER FALLS FLAT



The “already-projected” membrane to complete the submuscular pocket by giving prompt definition to the inframammary fold and immediate natural ptosis.





DECOmed
the game
changer

VOLUMATRIX® is the novelty behind NATIVE®3D. The technological process exploits the elastic/plastic properties of collagen: without reaching breaking point, fibres are subject to specific pressures in intensity and direction and are macroscopically deformed. While the matrix maintains its inner native structure unchanged, its aspect is configured in volumetric forms generated by the rotation of solid figures around an axis.

WE ELEVATED COLLAGEN TO A FINE ART



Starting from a flat dermal membrane, the new technology bends the collagen fibres leading to a new model of ADM with a lens-shaped section.

NATIVE®3D is designed to perfectly correspond to the harmonious shape of a natural breast.

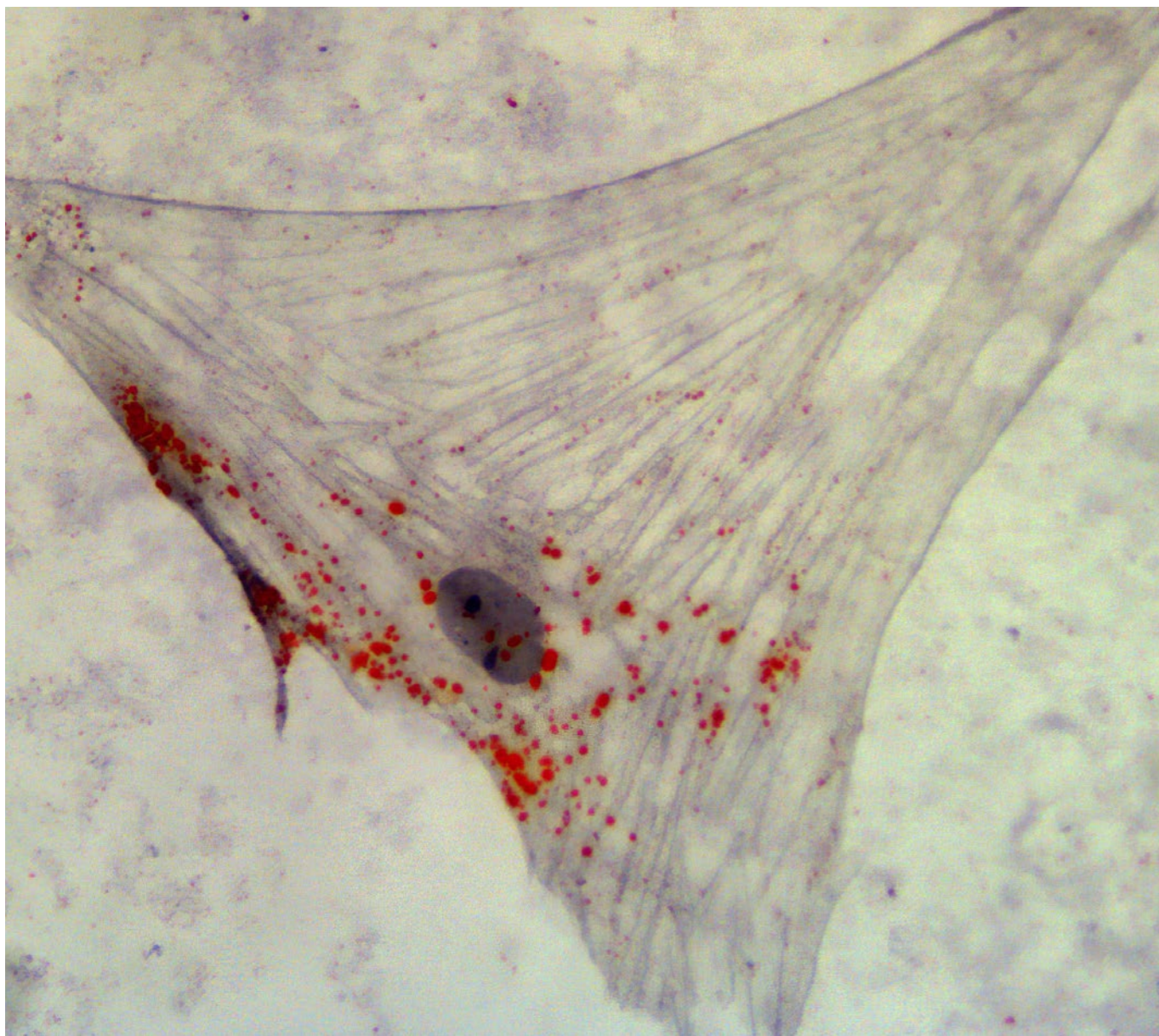
WE DON'T PROMISE THE MOON, JUST THE PERFECT SLICE



NATIVE®3D was designed exclusively for breast surgery. It reduces surgical time in submuscular procedures. It stands out for its simplicity of application without darts, ribs or folds.

Adipofriendly
regenerative
biomaterial





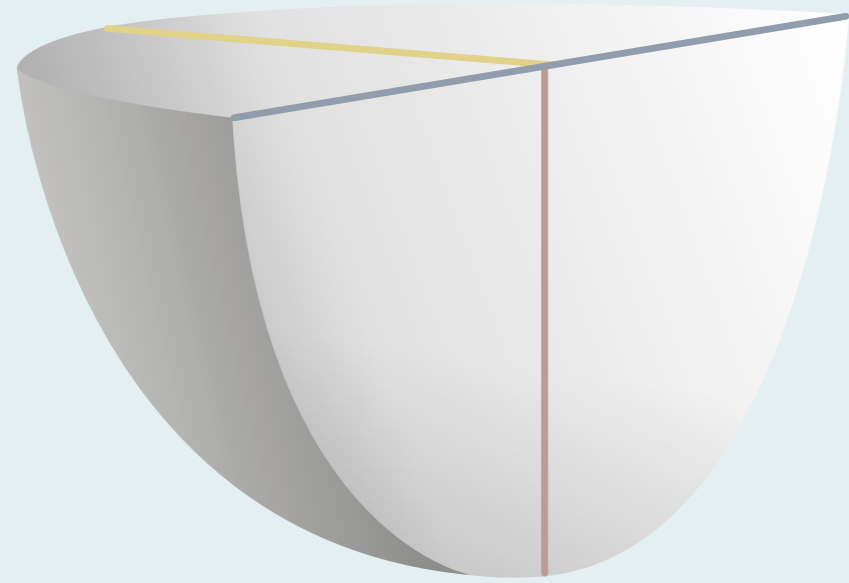
NATIVE[®]3D MOVES THE NEEDLE



The NATIVE[®]3D matrix, produced with the new ADIPOMATRIX[®] technology, promotes the differentiation of ASCs into adipocytes. This fosters the regular healing process leading to the formation of a soft, thin and elastic capsule.

Study in partnership with the
Department of Neurosciences,
Biomedicine and Movement Sciences
of the University of Verona (Italy)⁴.

In-vitro tests have shown that once they are in contact with NATIVE[®]3D, resident ASCs are stimulated to differentiate into adipocytes.



CODE	WIDTH*	HEIGHT*	DEPHT*	THICKNESS
NT714-3D	14 cm	7 cm	7 cm	0,6 mm
NT816-3D	16 cm	8 cm	8 cm	0,6 mm

*nominal measurements that can be extended by the user as needed

LITERATURE

1. Caputo GG, Franchini Z, Maritan M, Dalla Pozza E, Vigato E, Tedeschi U, Governa M. Daily serum collection after acellular dermal matrix-assisted breast reconstruction. Arch Plast Surg, 2015; 42(3):321-6. doi: 10.5999/aps.2015.42.3.321.
2. Caputo GG, Marchetti A, Dalla Pozza E, Vigato E, Domenici L, Cigna E, Governa M. Skin-Reduction Breast Reconstructions with Prepectoral Implant. Plast Reconstr Surg. 2016 Jun;137(6):1702-5. doi: 10.1097/PRS.0000000000002227.
3. Chandarana MN, Jafferbhoy S, Marla S, Soumian S, Narayanan S. Acellular dermal matrix in implant-based immediate breast reconstructions: a comparison of prepectoral and subpectoral approach. Gland Surg, 2018; 7(Suppl 1):S64-S69. doi: 10.21037/gs.2018.03.05.
4. Quintero SLA, Busato A, Zingaretti N, Parodi P, Vigato E, Governa M, Sbarbati A, Conti G. Pericardium and dermis derived acellular membranes: adipogenesis to prevent capsular contracture. In press.

Patented by



info@decomed.it

www.decomed.it



Tel +39 041 50 20 370

Fax +39 041 50 20 366



PMI
Innovative



LEGAL
ENTRE
RATING
CORPORATE

Rating di
Legalità

